


Poorest 1,000 families



Poorest 1,000




College: 200

Not college: 800

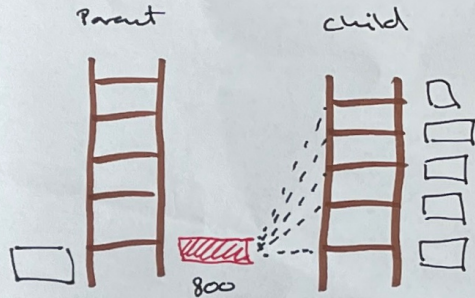
[SLIDER STARTS BLANK]

Poorest 1,000 families went to college




[SUM OF BOXES = 200]

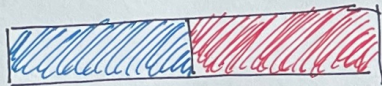
Poorest 1,000 families Not go to college



Richest 1,000 families



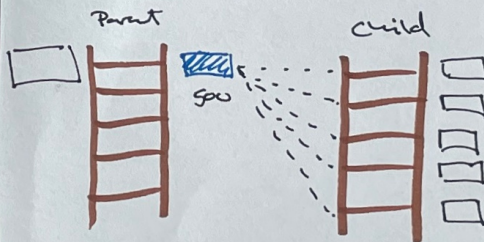
Richest 1,000



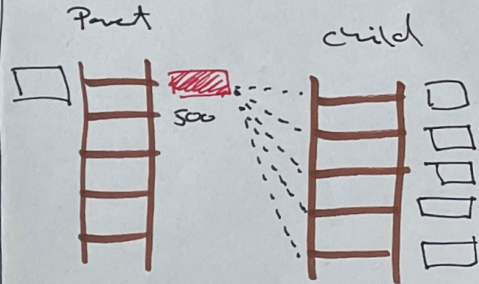
College: 500

Not college: 500

Richest 1,000 families went to college



Richest 1,000 families Not go to college



↳ Numbers react to slider