

Amarr® Designer's Choice

Energy Efficient Steel Carriage House Garage Doors



Bead Board design with Stockton DecraTrim in True White with Blue Ridge decorative hardware

Design and energy efficiency make the Amarr Designer's Choice doors popular models. With triple-layer construction and superior insulation R-Value of 19.40*, these durable low-maintenance doors give you the ultimate in quiet operation and energy efficiency.



Raised design with Arched Thames DecraTrim in Sandtone with Alpine handles

Bead Board with Cascade DecraTrim (BB23)



Raised Closed (RS)

Long Bead Board with Stockton DecraTrim (LPBB20)



Bead Board with Mission DecraGlass (BB71)



Recessed with Moonlite DecraTrim (RE24)




PANEL DESIGNS


BB • BEAD BOARD




LPBB • LONG BEAD BOARD



RE • RECESSED



RS • RAISED




ENERGY EFFICIENCY

R-VALUE
19.40*

*DC3200 True White Bead Board only.

Construction



STEEL DC3138/DC3200

Triple-Layer: Steel + Insulation + Steel

For the toughest most energy-efficient steel door, Amarr Designer's Choice triple-layer doors include the ultimate in thermal properties, plus a layer of steel for a finished interior look and added durability.

- Heavy-duty Exterior and Interior Steel
- Durable, Reliable, Low Maintenance
- Environmentally Safe Polyurethane Insulation
- Superior Energy Efficiency
- Extra Quiet Operation

Specifications

	AMARR DESIGNER'S CHOICE DC3138	AMARR DESIGNER'S CHOICE DC3200
PANEL DESIGNS		
Bead Board	TW/ColorZone	•
Long Bead Board		•
Recessed		•
Raised		•
INSULATION	Polyurethane	Polyurethane
R-VALUE	14.46	19.40 ¹ - 13.35 ²
DOOR THICKNESS	1-3/8" (3.5cm)	2" (5.1cm)
STEEL THICKNESS	27/27 ga	27/27 ga
WOODGRAIN EXTERIOR TEXTURE	•	•
END STILES Painted	•	•
BOTTOM WEATHER SEAL	•	•
DECORATIVE GLASS OPTIONS	All	All
INSULATED GLASS OPTIONS*	•	•
WIND LOAD³ AVAILABLE	•	•
DOOR WIDTHS	8', 9', 16'	All Standard Sizes
DOOR HEIGHTS	All Standard Sizes	All Standard Sizes
PAINT FINISH WARRANTY⁴	Lifetime	Lifetime
WORKMANSHIP/HARDWARE WARRANTY⁴	5 Years	Lifetime

¹ True White Bead Board only. Based upon independent laboratory test results.

² For all panels and colors except True White Bead Board. Calculated door section R-value is in accordance with DASMA TDS-163.

³ It is your responsibility to make sure your garage door meets local building codes.

⁴ For complete warranty details, visit amarr.com or contact your local Amarr dealer.

*Price upcharge applies.

Colors

Actual paint colors may vary from samples shown.



Amarr Color Zone*
Over 700 SnapDry™ paint colors. Approved color list is at amarr.com/amarr_color_zone. Your local Sherwin-Williams store can provide SnapDry™ paint chips of selected color.

*Price upcharge applies.



Amarr doors are pre-painted; homeowners can use exterior latex paint for custom colors. Visit amarr.com for painting instructions. Non-factory painting of garage door voids the paint finish warranty.

Amarr Company
165 Carriage Court
Winston-Salem, NC 27105
800.503.DOOR
www.amarr.com



Door specifications and technical data subject to change without notice.

Sectional door products from Amarr Company may be the subject of one or more U.S. and/or foreign, issued and/or pending, design and/or utility patents.

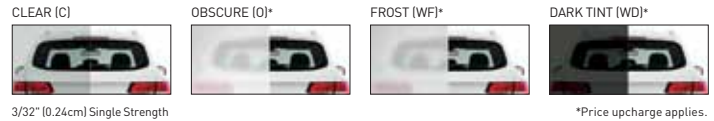
Part of ASSA ABLÖY.

Amarr as word and logo are trademarks owned by Amarr Company.

©ASSA ABLÖY
Printed in USA Form #6391220/5M/GVS

Glass Options

Insulated glass* available in Clear, Frost and Dark Tint.




DecraTrim Window Inserts

Available with Clear, Obscure, Frost or Dark Tint glass.



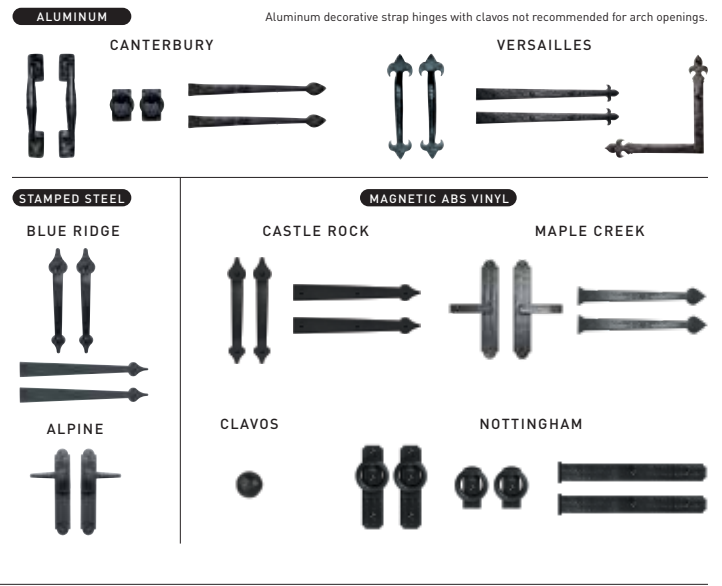
DecraGlass™ Windows

Tempered obscure glass with baked-on ceramic designs.



* Clear glass with printed frosted pattern.
† Obscure glass with v-groove.

Decorative Hardware



YOUR LOCAL AMARR DEALER: